

Employing pre-stress to generate finite cloaks for antiplane elastic waves

William J. Parnell, Andrew N. Norris, and Tom Shearer

Citation: *Appl. Phys. Lett.* **100**, 171907 (2012); doi: 10.1063/1.4704566

View online: <http://dx.doi.org/10.1063/1.4704566>

View Table of Contents: <http://apl.aip.org/resource/1/APPLAB/v100/i17>

Published by the [American Institute of Physics](#).

Related Articles

Surface/interface effect around a piezoelectric nano-particle in a polymer matrix under compressional waves
Appl. Phys. Lett. **100**, 151602 (2012)

Vibration analysis of circular double-layered graphene sheets
J. Appl. Phys. **111**, 044310 (2012)

Correlations between the thermal vibrations of two cantilevers: Validation of deterministic analysis via the fluctuation-dissipation theorem
Appl. Phys. Lett. **100**, 053121 (2012)

On elastic waves and related phenomena in lattice materials and structures
AIP Advances **1**, 041602 (2011)

Mode separation of a single-frequency bi-modal elastic wave pulse by a phononic crystal
Appl. Phys. Lett. **99**, 201906 (2011)

Additional information on *Appl. Phys. Lett.*



Journal Homepage: <http://apl.aip.org/>

Journal Information: http://apl.aip.org/about/about_the_journal

Top downloads: http://apl.aip.org/features/most_downloaded

Information for Authors: <http://apl.aip.org/authors>

ADVERTISEMENT

INSTRUMENTS FOR ADVANCED SCIENCE			
	Gas Analysis dynamic measurement of reaction gas streams catalysis and thermal analysis molecular beam studies dissolved species probes fermentation, environmental and ecological studies	Surface Science UHV TPD SIMS end point detection in ion beam etch elemental imaging - surface mapping	Plasma Diagnostics plasma source characterisation etch and deposition process reaction kinetic studies analysis of neutral and radical species
	Vacuum Analysis partial pressure measurement and control of process gases reactive sputter process control vacuum diagnostics vacuum coating process monitoring		
contact Hiden Analytical for further details: info@hiden.co.uk www.HidenAnalytical.com CLICK TO VIEW OUR PRODUCT CATALOGUE			

Employing pre-stress to generate finite cloaks for antiplane elastic waves

William J. Parnell,^{1,a)} Andrew N. Norris,^{2,b)} and Tom Shearer^{1,c)}

¹*School of Mathematics, Alan Turing Building, University of Manchester, Oxford Road, Manchester M13 9PL, United Kingdom*

²*Mechanical and Aerospace Engineering, Rutgers University, Piscataway, New Jersey 08854-8058, USA*

(Received 19 December 2011; accepted 15 March 2012; published online 24 April 2012)

It is shown that nonlinear elastic pre-stress of neo-Hookean hyperelastic materials can be used as a mechanism to generate finite cloaks and thus render objects near-invisible to incoming antiplane elastic waves. This approach appears to negate the requirement for special cloaking metamaterials with inhomogeneous and anisotropic material properties in this case. These properties are induced naturally by virtue of the pre-stress. This appears to provide a mechanism for broadband cloaking since dispersive effects due to metamaterial microstructure will not arise. © 2012 American Institute of Physics. [<http://dx.doi.org/10.1063/1.4704566>]

Interest in cloaking theory and its practical realization has grown significantly since the early theoretical work of Leonhardt¹ and Pendry *et al.*² in optics and electromagnetism, respectively. Methods have been largely based on the idea of coordinate transformations,³ which motivate the design of cloaking metamaterials that are able to guide waves around a specific region of space. Since the early work, research has focused on the possibility of cloaking in the contexts of acoustics,^{4–6} surface waves in fluids,⁷ heat transfer,⁸ fluid flow,⁹ and linear elastodynamics^{10–13} and it is the latter application which is the concern of the present letter. In particular, it was shown in Ref. 10 that elastodynamic cloaking is made difficult due to the lack of invariance of Navier's equations under general coordinate transformations which retain the symmetries of the elastic modulus tensor. A special case is that of flexural waves in thin plates.¹⁴ Invariance of the governing equations *can* be achieved for a more specific class of transformations if assumptions are relaxed on the minor symmetries of the elastic modulus tensor as was described for the in-plane problem in Ref. 11. Cosserat materials were exploited in Ref. 13.

As noted in Ref. 11, another special case for elastodynamics is the antiplane elastic wave problem, where cloaking can readily be achieved from a cylindrical region (using a cylindrical cloak) in two dimensions by virtue of the duality between antiplane waves and acoustics in this dimension. Consider an unbounded homogeneous elastic material with shear modulus μ_0 and density ρ_0 and introduce a Cartesian coordinate system (X, Y, Z) and cylindrical polar coordinate system (R, Θ, Z) with some common origin \mathbf{O} . Planar variables are related in the usual manner, $X = R\cos\Theta$ and $Y = R\sin\Theta$. Suppose that there is a time-harmonic line source, polarized in the Z direction and located at (R_0, Θ_0) , with circular frequency ω and amplitude C (which is a force per unit length in the Z direction). This generates antiplane elastic waves with the only non-zero displacement component in the Z direction of the

form $U = \Re[W(X, Y)\exp(-i\omega t)]$. The displacement W is governed by

$$\nabla_{\mathbf{X}} \cdot (\mu_0 \nabla_{\mathbf{X}} W) + \rho_0 \omega^2 W = C \delta(\mathbf{X} - \mathbf{X}_0), \quad (1)$$

where $\nabla_{\mathbf{X}}$ is the gradient operation in the “untransformed” frame, $\mathbf{X} = (X, Y)$ and $\mathbf{X}_0 = (X_0, Y_0)$.

The assumed mapping for a cloak for antiplane waves (cf. acoustics) expressed in plane cylindrical polar coordinates, takes the form

$$r = g(R), \quad \theta = \Theta, \quad z = Z, \quad \text{for } 0 \leq R \leq R_2, \quad (2)$$

and the identity mapping for all $R > R_2$ for some chosen monotonically increasing function $g(R)$ with $g(0) \equiv r_1 \in [0, R_2]$, $g(R_2) = R_2 \in \mathbb{R}$ such that $R_2 < R_0$, i.e., the line source remains outside the cloaking region. The cloaking region is thus defined by $r \in [r_1, r_2]$, where $r_2 = R_2$. We use upper and lower case variables for the untransformed and transformed problems, respectively. Under this mapping, the form of the governing Eq. (1) remains unchanged for $R = r > R_2$, whereas for $0 \leq R \leq R_2$, corresponding to the transformed domain $r_1 \leq r \leq R_2$, the transformed equation takes the form (in transformed cylindrical polar coordinates $r, \theta = \Theta$)

$$\frac{1}{r} \frac{\partial}{\partial r} \left(r \mu_r(r) \frac{\partial w}{\partial r} \right) + \frac{\mu_\theta(r)}{r^2} \frac{\partial^2 w}{\partial \theta^2} + d(r) \omega^2 w = 0, \quad (3)$$

where (see Eqs. (26) and (27) in Ref. 13)

$$\mu_r(r) = \frac{\mu_0^2}{\mu_0(r)} = \mu_0 \frac{R}{r} \frac{dg}{dR}, \quad d(r) = \rho_0 \frac{R}{r} \left(\frac{dg}{dR} \right)^{-1}. \quad (4)$$

Hence, *both* the shear modulus and density must be inhomogeneous and the shear modulus must be anisotropic. Material properties of this form cannot be constructed exactly since the shear modulus μ_θ becomes unbounded as $r \rightarrow r_1$ (the inner boundary of the cloak). In this limit, the density behaves as $d = (pcr_1)^{-1} \rho_0 R^{2-p} + \dots$, where $p, c > 0$ define the mapping in the vicinity of the inner boundary according to $r = r_1 + cR^p + \dots$ as $R \rightarrow 0$. In practice, of course approximations are required as described in, e.g., Refs. 7, 15,

^{a)}Electronic mail: William.Parnell@manchester.ac.uk.

^{b)}Electronic mail: norris@rutgers.edu.

^{c)}Electronic mail: tom.shearer@postgrad.manchester.ac.uk.

and 16. Note that, as expected,¹³ the total mass is conserved since, regardless of the mapping, the integral of the density $d(r)$ over $r \in [r_1, r_2]$ is $\pi R_2^2 \rho_0$.

In Ref. 17, a method to generate elastic cloaks was proposed which used the notion of nonlinear pre-stress. This was possible due to the fact that the antiplane wave field scattered from a cylindrical cavity is *invariant under pre-stress for an incompressible neo-Hookean material*. Scattering coefficients in the deformed configuration depend only on the *initial* cavity radius, R_1 , and therefore provided that this is small compared with the incident wavelength, scattering from the inflated cavity of radius r_1 will be negligible regardless of the relative size of r_1 and the incident wavelength. Therefore, we can conclude that an object placed inside the inflated cavity region would be near-invisible (i.e., cloaked) upon choosing R_1 appropriately. In Ref. 17, the pre-stress affected the entire elastic domain however, and therefore its influence was felt by both the source and receiver. In this letter, we show how this theory may be adapted in order to create a finite cloak by means of an additional deformation taking the form of an axial stretch.

With reference to Fig. 1, let us consider an elastic material within which is located a cylindrical cavity of radius R_2 . Let us assume that the density of this medium is ρ_0 and its axial shear modulus (corresponding to shearing on planes parallel to the axis of the cylindrical cavity) is μ_0 . Additionally, we take a cylindrical annulus of isotropic *incompressible* neo-Hookean material with associated shear modulus μ and density ρ and with inner and outer radii R_1 and R_2 , respectively, with $R_1 \ll R_2$. The exact nature of this latter relationship will be described shortly. We shall consider deformations of the cylindrical annulus in order that it can act as an elastodynamic cloak to incoming antiplane elastic waves. We deform the material so that its inner radius is significantly increased (to r_1) but its outer radius R_2 remains unchanged. The deformed cylindrical annulus can then slot into the existing cylindrical cavity region within the unbounded (unstressed) domain. We choose μ and ρ so that subsequent waves satisfy the necessary continuity conditions on $r = R_2$.

The constitutive behaviour of an incompressible neo-Hookean material is described by the strain energy function¹⁸

$$\mathcal{W} = \frac{\mu}{2} (\lambda_r^2 + \lambda_\theta^2 + \lambda_z^2 - 3), \quad (5)$$

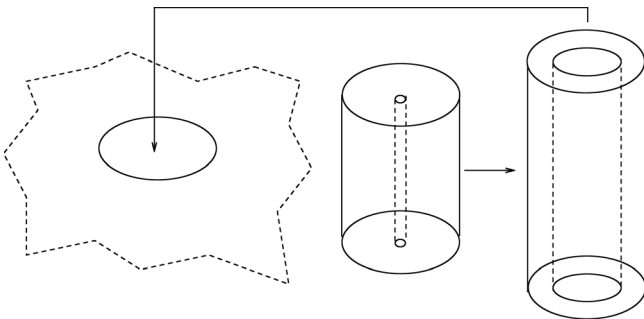


FIG. 1. The incompressible neo-Hookean cylindrical annulus is pre-stressed as depicted on the right. This annulus then creates a cloak when slotted into a cylindrical cavity in an unbounded elastic medium, as illustrated on the left.

where $\lambda_j, j = r, \theta, z$ are the radial, azimuthal, and axial principal stretches of the large deformation. We consider the initial deformation of the cylindrical annulus domain as depicted in Fig. 1. Since the material is incompressible and R_2 is required to be fixed, the deformation is induced *either* by applying a uniform axial stretch L or a radial pressure difference $p_o - p_i$, where p_o and p_i denote the pressures applied to the outer and inner face of the cylindrical annulus, respectively. The ensuing deformation is described via the relations

$$R = R(r), \quad \Theta = \theta, \quad Z = z/L, \quad (6)$$

where (R, Θ, Z) and (r, θ, z) are cylindrical polar coordinates in the undeformed and deformed configurations. Note the convention introduced in Eq. (6), i.e., that upper case variables correspond to the undeformed configuration whilst lower case corresponds to the deformed configuration. This is analogous to the notation used for untransformed and transformed configurations in Eq. (2).

The principal stretches for this deformation are

$$\lambda_r = \frac{dr}{dR} = \frac{1}{R'(r)}, \quad \lambda_\theta = \frac{r}{R(r)}, \quad \lambda_z = L. \quad (7)$$

For an incompressible material $\lambda_r \lambda_\theta \lambda_z = 1$, implying

$$R(r) = \sqrt{L(r^2 + M)}, \quad (8)$$

where $M = R_2^2(L^{-1} - 1)$ is a constant determined by imposing that the outer wall of the cylindrical annulus remains fixed, i.e., $R(R_2) = R_2$. The deformation defined by Eq. (8) is easily inverted to obtain $r(R)$. Given incompressibility and the fixed outer wall of the annulus, in order to induce this deformation we may either (i) prescribe the axial stretch L which then determines the deformed inner radius r_1 and the radial pressure difference required to maintain the deformation or (ii) prescribe the radial pressure difference which then determines the deformed inner radius r_1 and the axial stretch L .

We shall discuss the radial pressure difference shortly but either way we can obtain L and thus feed this into Eq. (8). Imposing the requirement that $R(r_1) = R_1$ and using the form of M gives rise to the useful relation

$$L = \frac{R_2^2 - R_1^2}{R_2^2 - r_1^2}. \quad (9)$$

The Cauchy stress for an incompressible material is¹⁸

$$\mathbf{T} = \mathbf{F} \frac{\partial \mathcal{W}}{\partial \mathbf{F}} + Q \mathbf{I}, \quad (10)$$

where \mathcal{W} is the neo-Hookean strain energy function introduced in Eq. (5), \mathbf{F} is the deformation gradient, \mathbf{I} is the identity tensor, and Q is the scalar Lagrange multiplier associated with the incompressibility constraint.

Only diagonal components of the Cauchy stress are non-zero, being given by (no sum on the indices)

$$T_{jj} = \mu_j(r) + Q, \quad (11)$$

for $j = r, \theta, z$, where

$$\mu_r(r) = \frac{\mu^2}{L^2} \frac{1}{\mu_\theta(r)} = \frac{\mu}{L} \left(\frac{r^2 + M}{r^2} \right), \quad \mu_z = L^2 \mu. \quad (12)$$

The second and third of the static equations of equilibrium $\text{div } \mathbf{T} = 0$ (where div signifies the divergence operator in the deformed configuration) merely yield $Q = Q(r)$. The remaining equation

$$\frac{\partial T_{rr}}{\partial r} + \frac{1}{r}(T_{rr} - T_{\theta\theta}) = 0, \quad (13)$$

can be integrated using Eqs. (11) and (12) to obtain $Q(r)$. Writing $T_{rr}|_{r=R_2} = -p_o$, $T_{rr}|_{r=r_1} = -p_i$, we find

$$\frac{L(p_i - p_o)}{\mu} = \frac{1}{2L} \left(1 - \frac{R_1^2}{r_1^2} \right) + \log \left(\frac{r_1}{R_1} \right). \quad (14)$$

Given L and thus r_1 via Eq. (9), this equation prescribes the required pressure difference.

Now assume that the cylindrical annulus has been pre-stressed in an appropriate manner and slotted into the unbounded elastic material with perfect bonding at $r = R_2$. We consider wave propagation in this medium given a time-harmonic antiplane line source located at (R_0, Θ_0) with $R_0 > R_2$. In $r > R_2$, the antiplane wave with corresponding displacement which we shall denote by $w(r, \theta)$, is again governed by Eq. (1). In the region $r_1 \leq r \leq R_2$, the wave satisfies a different equation since this annulus region has been pre-stressed according to the deformation defined by Eqs. (6) and (8). We can obtain the governing equation using the theory of small-on-large.¹⁸ It was shown in Ref. 17 that the wave in this region satisfies Eq. (3) but now where $\mu_r(r)$ and $\mu_\theta(r)$ are defined in Eq. (12) and $d(r) = \rho$, and note that we have made the necessary corrections in order to include the axial stretch L which was not considered in Ref. 17. Note, in particular, that the density is homogeneous inside the cloak region.

Let us introduce the identity mapping for $r > R_2$ and

$$R^2 = L(r^2 + M), \quad \Theta = \theta, \quad \text{for } r_1 \leq r \leq R_2, \quad (15)$$

which corresponds to the actual physical deformation Eq. (8). Finally, define $W(R, \Theta) = w(r(R), \theta(\Theta))$. It is then straightforward to show that the equation governing wave propagation in the entire domain $R \geq R_1$ is Eq. (1), *provided that we choose* $\mu = L\mu_0$ *and* $\rho = L\rho_0$. These relations ensure that the wavenumbers in the exterior and cloak regions are the same and they also maintain continuity of traction on $R = R_2$. Furthermore, since Eq. (15) corresponds to the actual deformation, the inner radius r_1 maps back to R_1 . Therefore, with the appropriate choice of cloak material properties, the scattering problem in the undeformed and deformed configurations is equivalent. We can therefore solve the equation in the undeformed configuration and then map back to the deformed configuration to find the physical solution. Decomposing the solution into incident and scattered parts $W = W_i + W_s$, we have $W_i = \frac{C}{4i\mu_0} H_0(KS)$, where we have defined the wavenumber K via $K^2 = \rho_0 \omega^2 / \mu_0$ and $S = \sqrt{(X - X_0)^2 + (Y - Y_0)^2}$. Here, $H_n = H_n^{(1)}$ is the Hankel function of the first kind of order n . The scattered field is written in the form¹⁷

$$W_s(R, \Theta) = \sum_{n=-\infty}^{\infty} (-i)^n a_n H_n(KR) e^{in(\Theta - \Theta_0)}. \quad (16)$$

Satisfaction of the traction free boundary condition on $R = R_1$ gives a_n . We want the wave field with respect to the *deformed* configuration, so we map back in order to find $w = w_i + w_s$. The incident wave is most conveniently determined by using Graf's addition theorem in order to distinguish between the regions $r < R_0$ and $r > R_0$, as was described in Ref. 17. The incident and scattered fields are then, respectively,

$$w_i(r, \theta) = \frac{C}{4i\mu_0} \sum_{n=-\infty}^{\infty} e^{in(\theta - \theta_0)} \times \begin{cases} H_n(KR_0) J_n(K\sqrt{L(r^2 + M)}), & r_1 \leq r \leq R_2, \\ H_n(KR_0) J_n(Kr), & R_2 \leq r < R_0, \\ H_n(Kr) J_n(KR_0), & r > R_0, \end{cases} \quad (17)$$

$$w_s(r, \theta) = -\frac{C}{4i\mu_0} \sum_{n=-\infty}^{\infty} e^{in(\theta - \theta_0)} \frac{J_n'(KR_1)}{H_n'(KR_1)} H_n(KR_0) \times \begin{cases} H_n(K\sqrt{L(r^2 + M)}), & r_1 \leq r \leq R_2, \\ H_n(Kr), & r \geq R_2. \end{cases} \quad (18)$$

The key to cloaking is to ensure that the scattered field is small compared with the incident field, i.e., $a_n \ll 1$. Note from Eq. (18) that a_n are solely dependent on the initial annulus inner radius R_1 (and source distance R_0) but are *independent* of the deformed inner radius r_1 . Therefore, we must choose R_1 such that $KR_1 \ll 1$ which will ensure negligible scattering regardless of the size of r_1 . We illustrate




FIG. 2. Cloaking of antiplane shear waves. Line source is located at $Kr = KR_0 = 8\pi$, $\Theta_0 = 0$, shown as a white circle. Total displacement field is plotted. Upper left: a region of (nondimensionalized) radius $Kr_1 = 2\pi$ is cloaked using a classic linear elastic cloak $g(R) = r_1 + R \frac{(R_2 - r_1)}{R_2}$ in $2\pi \leq Kr \leq 4\pi$. Upper right: scattering from a cavity of radius $KR_1 = 2\pi/20$ in an unstressed medium. Lower left: a “pre-stress” cloak in $2\pi \leq Kr \leq 4\pi$ generated from an annulus with initial inner radius $KR_1 = 2\pi/20$. Lower right: scattering from a cavity with radius $KR_1 = 2\pi$ in an unstressed medium. Scattering and the shadow region presence in the latter is significant, as compared with that for an equivalent sized cavity for the “pre-stress” cloak.

with some examples in Fig. 2, showing that the “pre-stress” cloak appears to work well.

In conclusion, we have shown how a finite cloak for antiplane elastic waves can be generated by employing non-linear pre-stress of an incompressible neo-Hookean hyperelastic material. The performance of the cloak is limited only by the size of the initial radius of the cylindrical cavity inside the annulus region. The anisotropic, inhomogeneous material moduli in the cloaking region, defined by Eq. (12), are induced naturally by the pre-stress and therefore exotic metamaterials are not required. Dispersive effects, which naturally arise in metamaterials due to their inherent inhomogeneity at some length scale, will not be present in the pre-stress context and we also note that the density of the cloak is homogeneous. In order to achieve the required pre-stress, a radial pressure difference is required across the cylindrical annulus. It would be inconvenient to prescribe p_o on the outer face. However, since we only need a pressure *difference* we can prescribe p_i with $p_o = 0$, ensuring the prescribed deformation and eliminating this difficulty. The incompressible neo-Hookean model is an approximation to reality, holding in general for rubber-like materials and moderate deformations. If the material is *not* neo-Hookean, invariance of the scattering coefficients is not guaranteed in general and therefore similar exact results will not hold. However, it would be of interest to ascertain whether scattering from inflated cavities in other hyperelastic pre-stressed media is still significantly reduced as compared with an equivalent sized cavity in an unstressed medium.

In closing, we remark that one of the fundamental advantages of the pre-stress approach is that pre-stress generates equations with incremental moduli (analogies of the

elastic moduli) which do *not* possess the minor symmetries. Therefore, this approach can be used for cloaking in the more general elastodynamic setting, where classical linear elastic materials cannot be used.¹⁹

The work of A.N.N. was supported by NSF and ONR. T.S. is grateful to EPSRC and Thales Underwater Systems Ltd for funding his PhD CASE research studentship.

¹U. Leonhardt, *Science* **312**(5781), 1777–1780 (2006).

²J. B. Pendry, D. Schurig, and D. R. Smith, *Science* **312**(5781), 1780–1782 (2006).

³A. Greenleaf, M. Lassas, and G. Uhlmann, *Math. Res. Lett.* **10**, 685–693 (2003).

⁴S. A. Cummer and D. Schurig, *New J. Phys.* **9**(45), 8 (2007).

⁵H. Chen and C. T. Chan, *Appl. Phys. Lett.* **91**, 183518 (2007).

⁶A. N. Norris, *Proc. R. Soc. London, Ser. A* **464**, 2411–2434 (2008).

⁷M. Farhat, S. Enoch, S. Guenneau, and A. B. Movchan, *Phys. Rev. Lett.* **101**, 134501 (2008).

⁸J. Y. Li, Y. Gao, and J. P. Huang, *J. Appl. Phys.* **108**, 074504 (2010).

⁹Y. A. Urzhumov and D. R. Smith, *Phys. Rev. Lett.* **107**, 074501 (2011).

¹⁰G. W. Milton, M. Briane, and J. R. Willis, *New J. Phys.* **8**, 248–267 (2006).

¹¹M. Brun, S. Guenneau, and A. B. Movchan, *Appl. Phys. Lett.* **94**, 061903 (2009).

¹²A. V. Amirkhizi, A. Tehranian, and S. Nemat-Nasser, *Wave Motion* **47**, 519–536 (2010).

¹³A. N. Norris and A. L. Shuvalov, *Wave Motion* **48**, 525–538 (2011).

¹⁴M. Farhat, S. Guenneau, S. Enoch, and A. B. Movchan, *Phys. Rev. B* **79**, 033102 (2009).

¹⁵D. Schurig, J. J. Mock, B. J. Justice, S. A. Cummer, J. B. Pendry, A. F. Starr, and D. R. Smith, *Science* **314**(5801), 977–980 (2006).

¹⁶S. Zhang, C. Xia, and N. Fang, *Phys. Rev. Lett.* **106**, 024301 (2011).

¹⁷W. J. Parnell, *Proc. R. Soc. London, Ser. A* **468**, 563–580 (2012).

¹⁸R. W. Ogden, *Nonlinear Elasticity* (Dover, New York, 1997).

¹⁹A. N. Norris and W. J. Parnell, “Hyperelastic cloaking theory: transformation elasticity with pre-stressed solids”. *Proc. R. Soc. London, Ser. A* (to be published).