

# Time stealing: An adventure in tropical land

Marianne Johnson

Manchester, 16th November 2010

# Time stealing: An adventure in tropical land

*For Dave on the occasion of his 60th Birthday  
(with apologies to Lewis Carroll)*



Joint work with Dave Broomhead and Steve Furber.

# Disclaimer

I'm an algebraist, not a computer scientist so I'll try not to say much about the application...



lest I get too far out  
of my depth!

(As a special birthday treat for Dave, I'll divert any of your more difficult questions to him.)

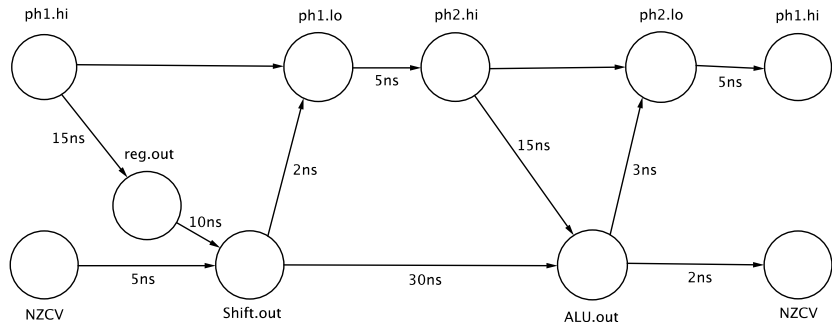
# Time stealing



*'If everybody minded their own business' the Duchess said in a hoarse growl, 'the world would go around a deal faster than it does'.*

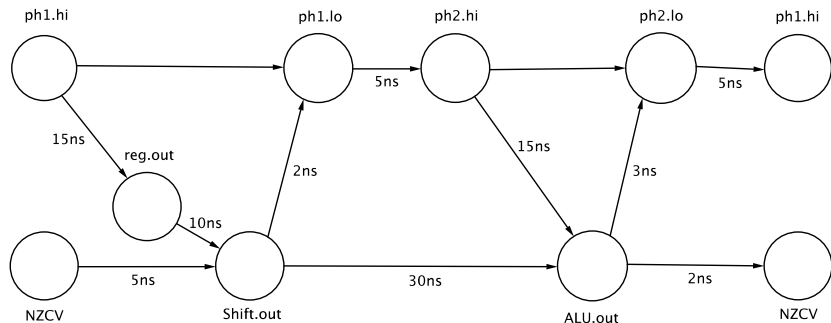
- ▶ **Time stealing** is a technique used to optimise the use of asynchronous processes in digital hardware.
- ▶ The system is clocked periodically using a multi-phase clock, but within each 'clock cycle' processes are allowed to interact **asynchronously**.
- ▶ Longer processes may be juxtaposed with shorter ones to allow the use of shorter clock periods than would otherwise be possible.

# Motivating example



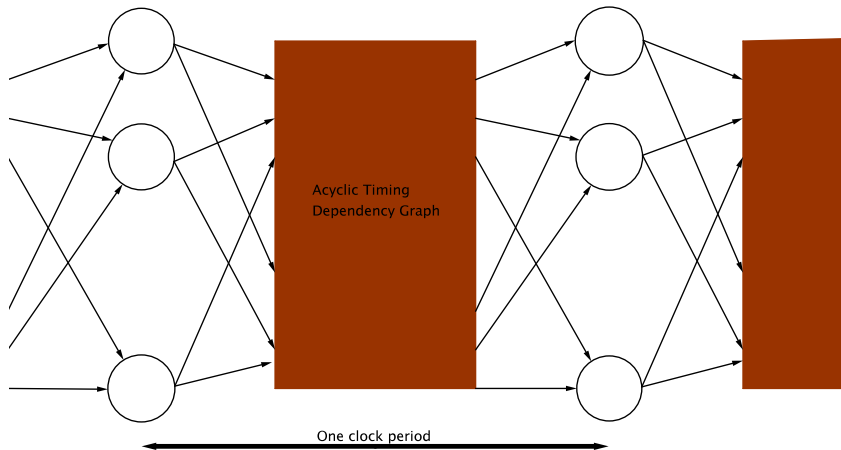
- ▶ ARM chips designed using transparent latches.
- ▶ The minimum clock period can be found by critical path analysis.
- ▶ Typically this involves looking for the longest logic path from a register output to a register input.
- ▶ Critical paths might therefore be several clock cycles long.

# Timing dependency graph



- ▶ **Vertices** represent the time at which the input signal becomes valid.
- ▶ **Edges** represent causal links between signals (with delay due to linking logic).
- ▶ A kind of Hasse diagram - times are partially ordered.
- ▶ The timing dependency graph is a periodic structure.

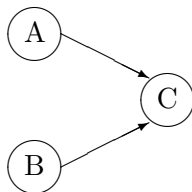
# General picture



We are interested in Hasse diagrams with a periodic structure.

# The algebra of timing

Imagine that a given process is waiting for inputs from two other processes.



The earliest time at which the input at  $C$  becomes valid is the **maximum** of the times at which the two input signals arrive. The input from  $A$  arrives at the time at which the input signal becomes valid at  $A$  **plus** the delay time from  $A$  to  $C$ .

$$t_C = \max(t_A + d_A, t_B + d_B).$$

Thus to study the dynamics of this problem we need to consider the operations of maximisation and addition on the real numbers.



# Tropical land

The **tropical semiring** has elements  $\mathbb{R}_{\max} = \mathbb{R} \cup \{-\infty\}$  and associative, commutative binary operations  $\oplus$  and  $\otimes$  defined by

$$a \oplus b = \max(a, b) \quad \text{and} \quad a \otimes b = a + b,$$

for all  $a, b \in \mathbb{R}_{\max}$ , where  $\otimes$  distributes over  $\oplus$ .

The element  $-\infty$  acts as a “zero” element, whilst the element 0 acts as a multiplicative identity. Thus for all  $a \in \mathbb{R}_{\max}$ :

$$a \oplus -\infty = -\infty \oplus a = a,$$

$$a \otimes -\infty = -\infty \otimes a = -\infty,$$

$$0 \otimes a = a \otimes 0 = a.$$

We also have that for all  $a \in \mathbb{R}_{\max}$  we have  $a \oplus a = a$ . We say that  $\mathbb{R}_{\max}$  is an **idempotent semiring**.

# On arithmetic in tropical land

*'I'll try if I know all the things I used to know. Let me see: four times five is twelve, and four times six is thirteen, and four times seven is - oh dear! I shall never get to twenty at that rate!'*

Of course, Alice should have known that four times five is nine, four times six is ten, and so forth.

With that in mind let us continue.



# Tropical matrix algebra

We define matrices over  $\mathbb{R}_{\max}$  in the usual way.

The operations  $\oplus$  and  $\otimes$  can then be generalised as follows:

$$(A \oplus B)_{i,j} = A_{i,j} \oplus B_{i,j}, \text{ for all } A, B \in \mathbb{R}_{\max}^{m \times n}$$

$$(A \otimes B)_{i,j} = \bigoplus_{k=1}^l A_{i,k} \otimes B_{k,j}, \text{ for all } A \in \mathbb{R}_{\max}^{m \times l}, B \in \mathbb{R}_{\max}^{l \times n}.$$

Given an  $n \times n$  matrix  $A$  we associate to it the weighted directed graph  $G_A$  as follows:

- ▶  $G_A$  has  $n$  vertices labelled  $1, \dots, n$ ;
- ▶ If  $A_{i,j} = -\infty$  then there is no edge from  $j$  to  $i$ ;
- ▶ Otherwise, there is an edge from  $j$  to  $i$  labelled by  $A_{i,j}$ .

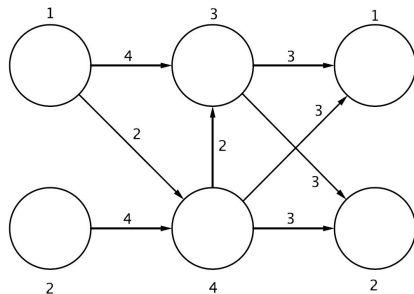
# Eigenvalues - Curiouser and curiouser!

Given an  $n \times n$  matrix  $A$  we look for a  $\lambda \in \mathbb{R}_{\max}$  and a (non-trivial) vector  $x \in \mathbb{R}_{\max}^n$  such that

$$A \otimes x = \lambda \otimes x.$$

**Theorem** If  $G_A$  is strongly connected then  $A$  possesses a unique eigenvalue. Moreover, the eigenvalue is the real number (i.e. not  $-\infty$ ) equal to the maximal average delay of circuits in  $G_A$ .

# A small example

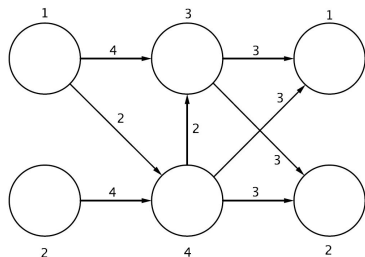


- ▶ If we identify vertices with the same label, the resulting graph is strongly connected.
- ▶ The matrix of delay times is

$$A = \left( \begin{array}{cc|cc} -\infty & -\infty & 3 & 3 \\ -\infty & -\infty & 3 & 3 \\ \hline 4 & -\infty & -\infty & 2 \\ 2 & 4 & -\infty & -\infty \end{array} \right)$$

- ▶ Thus  $A$  has unique eigenvalue  $\lambda = 3.5\dots$

## A small example (continued)

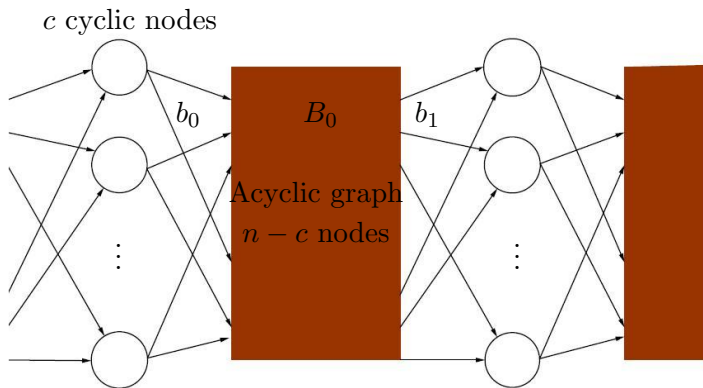


$$A = \left( \begin{array}{cc|cc} -\infty & -\infty & 3 & 3 \\ -\infty & -\infty & 3 & 3 \\ \hline 4 & -\infty & -\infty & 2 \\ 2 & 4 & -\infty & -\infty \end{array} \right)$$

Unique eigenvalue of  $A$ :  $\lambda = 3.5$

- ▶ The eigenvalue represents the **mean delay** of the ‘circuits’ in the graph  $G_A$  (each node may be visited at most once).
- ▶ To calculate the minimum clock period, we need something a bit like this. However we don’t really care how many internal nodes we pass through, or if we pass through these internal nodes more than once.
- ▶ We only care about how many times we pass through the cyclic nodes (and each cyclic node may be visited at most once).

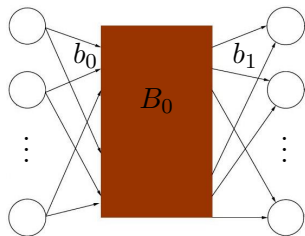
# The general case



- ▶ Identify the ‘cyclic nodes’.
- ▶ The matrix of delay times is

$$A = \left( \begin{array}{c|c} -\infty & b_1 \\ \hline b_0 & B_0 \end{array} \right)$$

# Dynamics



$$A = \left( \begin{array}{c|c} -\infty & b_1 \\ \hline b_0 & B_0 \end{array} \right)$$

where  $b_0$  is  $(n - c) \times c$ ,  
 $B_0$  is  $(n - c) \times (n - c)$ ,  
 $b_1$  is  $c \times (n - c)$ .

- ▶ For  $i = 1, \dots, n$  let  $x_i(k)$  denote the time at which signal  $i$  becomes valid for the  $k$ th time.
- ▶ To get going we need an initial condition.  
Suppose we know  $x_1(1), \dots, x_n(1)$ .
- ▶ Let  $A_0 = \left( \begin{array}{c|c} -\infty & -\infty \\ \hline b_0 & B_0 \end{array} \right)$  and  $A_1 = \left( \begin{array}{c|c} -\infty & b_1 \\ \hline -\infty & -\infty \end{array} \right)$ .
- ▶ Then  $A = A_0 \oplus A_1$  and

$$x(k) = (A_0 \otimes x(k)) \oplus (A_1 \otimes x(k - 1)).$$



## Strange tools: The Kleene star

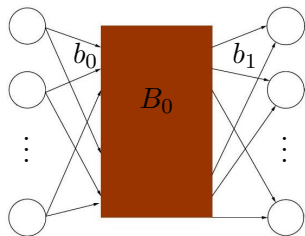


Given an  $n \times n$  matrix of delay times  $A$ , with acyclic timing dependency graph  $G_A$ , the Kleene star  $A^*$  is defined as

$$A^* = \bigoplus_{k \geq 0} A^{\otimes k}.$$

- ▶  $A_{i,j}^{\otimes k}$  gives the maximum delay of paths of length  $k$  in  $G_A$  from  $j$  to  $i$ .
- ▶ Since  $G_A$  is a finite acyclic graph,  $A^*$  is given by a sum of a finite number of terms.
- ▶  $A_{i,j}^*$  gives the maximum delay of paths in  $G_A$  from  $j$  to  $i$ .
- ▶ By substitution it is easy to check that  $x = A^* \otimes b$  is a solution of  $x = (A \otimes x) \oplus b$ .

# Dynamics



$$A = \left( \begin{array}{c|c} -\infty & b_1 \\ \hline b_0 & B_0 \end{array} \right), \quad A = A_0 \oplus A_1 \text{ where}$$

$$A_0 = \left( \begin{array}{c|c} -\infty & -\infty \\ \hline b_0 & B_0 \end{array} \right), \quad A_1 = \left( \begin{array}{c|c} -\infty & b_1 \\ \hline -\infty & -\infty \end{array} \right).$$

- ▶ Recall that  $x_i(k)$  is the time at which signal  $i$  becomes valid for the  $k$ th time.
- ▶ Initial condition:  $x_1(1), \dots, x_c(1), x_{c+1}, \dots, x_n(1)$ .
- ▶ Then

$$x(k) = (A_0 \otimes x(k)) \oplus (A_1 \otimes x(k-1)).$$

- ▶ Thus, using the Kleene star, we find

$$x(k) = A_0^* \otimes A_1 \otimes x(k-1).$$

# The form of our Kleene star

The dynamics of our system are governed by the system of equations

$$x(k) = A_0^* \otimes A_1 \otimes x(k-1).$$

Recall that the matrices  $A_0$  and  $A_1$  have a nice block matrix form, with lots of  $-\infty$  entries. Using this nice block matrix structure it is then easy to check that:

$$A_0^* = \left( \begin{array}{c|c} \text{id} & -\infty \\ \hline B_0^* \otimes b_0 & B_0^* \end{array} \right),$$
$$A_0^* \otimes A_1 = \left( \begin{array}{c|c} -\infty & b_1 \\ \hline -\infty & B_0^* \otimes b_0 \otimes b_1 \end{array} \right)$$

So we only need to know  $x_{c+1}(k-1), \dots, x_n(k-1)$ .

# Eliminating the cyclic nodes

In other words, if we let  $u(k) = (x_1(k), \dots, x_c(k))^T$  and  $v(k) = (x_{c+1}(k), \dots, x_n(k))^T$ , then

$$\begin{aligned}u(k) &= b_1 \otimes v(k-1) \\v(k) &= B_0^* \otimes b_0 \otimes b_1 \otimes v(k-1).\end{aligned}$$

Finally, it can be shown that the minimum clock period is given by the eigenvalue of  $B_0^* \otimes b_0 \otimes b_1$ , and that this coincides with the heuristic given by the ARM designers.

# Happy 60th Birthday Dave



...or more accurately,  
happy 21,859th un-birthday!

Off with her head!

